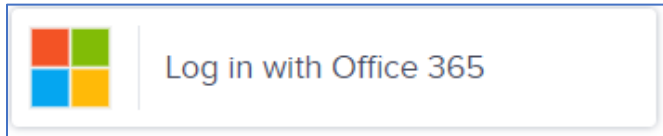
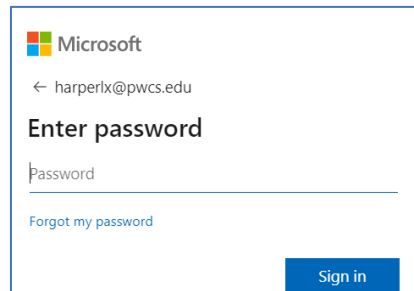
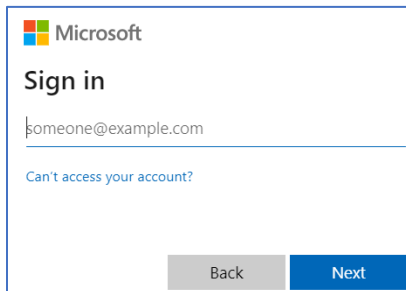


Entering a Zoom Meeting using a Laptop (for students)


1. Go to Clever. You can do this by going to the Alvey website, clicking on Technology, and clicking on Clever.
2. Click "Log in with Office365."



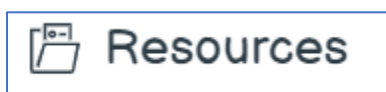
3. If asked, type in your Clever/Office365 username and password. The username is what you use to log into your school laptop followed by @pwcs-edu.org



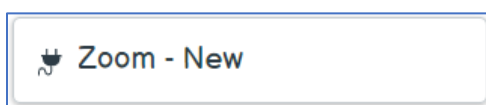
4. Click on the red and white Canvas icon.



5. Click on your Homeroom course.
6. Click on the Resources tab.



7. Click "Zoom-New."



8. Click "Join."