


Entering a Zoom Meeting Using an iPad (for students)

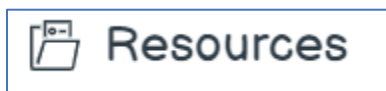
1. You will need the Clever app and the Zoom app installed on your iPad.
2. Click on the Clever app.



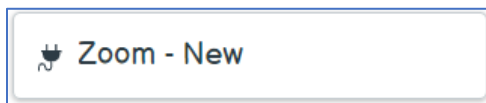
3. If you are in grades K-2, use your Clever QR code to get into Clever.
 4. If you are in grades 3-5, click "Log in with username/password. Type in your Clever/Office365 username and password. The username is what you use to log into your school laptop followed by @pwcs-edu.org
5. Click on the red and white Canvas icon.



6. Click on your Homeroom course.
7. Click on the Resources tab.



8. Click "Zoom-New."



9. Click on the blue "click here" link.



10. Click "Join."